

Improve Profitability

Instead of driving to a local approved truck scale to weigh, add TradeRoute Systems to your existing delivery or collection vehicles. On site billing for materials delivered or collected eliminates guesswork and increases efficiency and customer satisfaction.

Easy to Use

With TradeRoute, weighing is a one-person operation. Hydraulics lift the container off the truck frame and within about 5 seconds you are ready to begin your weight transaction. The 920i® electronics center user interface sets up quickly and the display prompts walk you through weighing transactions and ticket printouts.

Easy to Install

TradeRoute is a low-profile, on-board weighing system that bolts onto your existing straight truck frame. The system is complete with required hardware and simple installation instructions. Your existing truck frame is not modified. Connect the included line locks to the existing hydraulic pump to allow the scale to lift in and out of weighing mode.

Legal-for-Trade Weighing Anywhere

Weigh on slopes up to six degrees off level and get accurate weights. The 920i electronics center includes an inclinometer that continuously displays pitch and roll in normal weighing mode. When used in NTEP certified Class III and IIIIL applications, you are assured TradeRoute is the most economical and profitable accessory to your delivery and pick-up fleet.

System Contents

920i® Electronics Center

- 3 or 4 point weigh module assemblies with transport alarm switch, mounting hardware and hydraulic cylinders
- Hydraulic line locks and installation hardware for connection to existing hydraulic pump
- Stainless steel junction box (JB4SS)
- Conduit (80 ft)

The 920i Weatherproof Electronics Center is mounted in a convenient location on the truck exterior. Two alarm LEDs indicate when the scale is in weighing mode. A splash shield protects the ticket printer from rain when in operating mode. On/Off switch, Start, and End control buttons make the system easy to operate.

The Electronics Center includes:

- Rice Lake Weighing Systems 920i indicator with inclinometer
- Epson TM-0295 ticket printer with splash shield
- Load cell cable (30 ft)
- Power cable (30 ft)
- Available RS-232 port

920i Indicator

The Rice Lake Onboard 920i includes four standard operating modes:

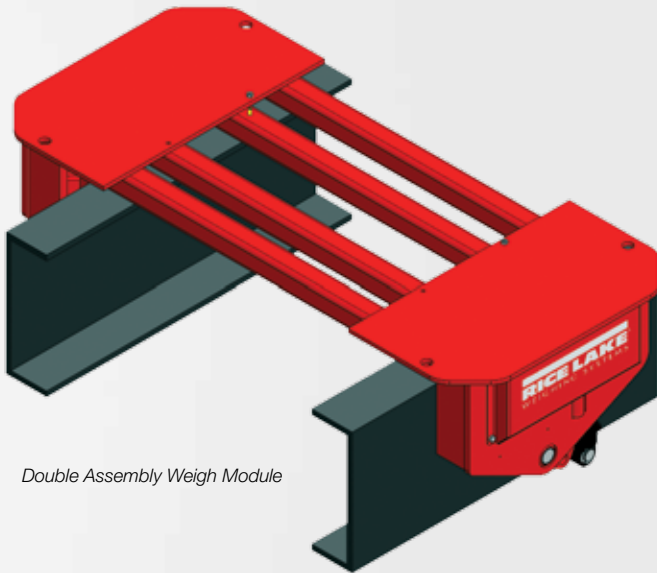
- **Standard Weighing** – Pick up or deliver a single product and print weight ticket.
- **Multi-Product Weighing** – Pick up or deliver multiple products and print weight ticket.
- **Container Pick Up** – Using keyboard or stored tare weights to pick up “skip” type containers and print weight ticket of container contents.
- **Single Setpoint Weighing** – Identify single target weight for delivery of product—the relay sends a signal to turn off the pump when the target weight has been achieved.

The programmable 920i indicator allows for customization to meet your applications needs.

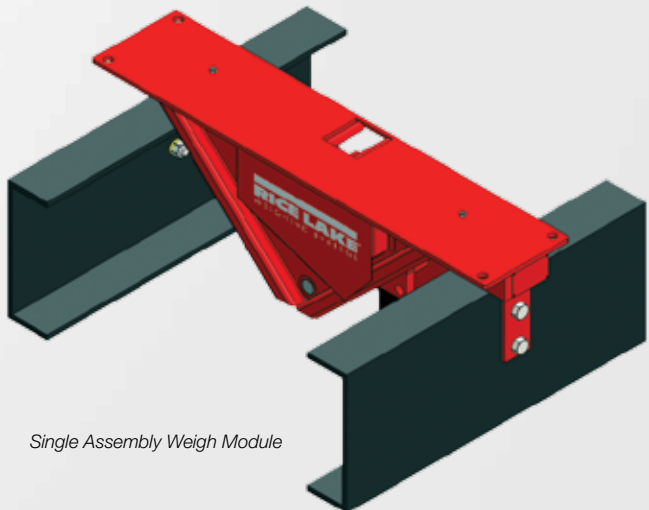


Low-Profile Frame-Hugging Design

Low overhead clearance is not a concern. The addition of the scale adds only 2 3/8" (60mm) to the height of the collection unit. The compact design of the system leaves the truck's center of gravity practically unchanged.



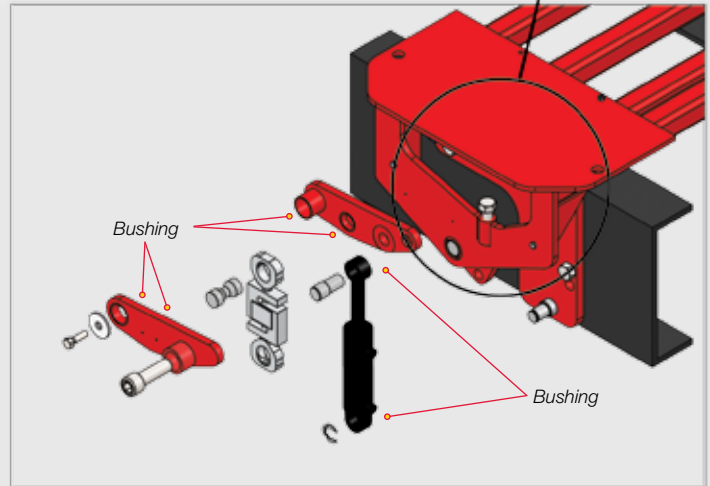
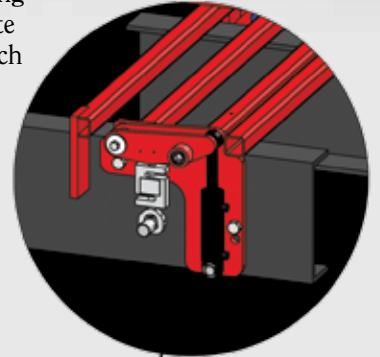
Double Assembly Weigh Module



Single Assembly Weigh Module

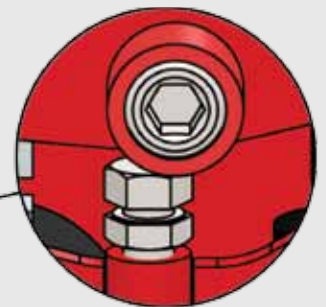
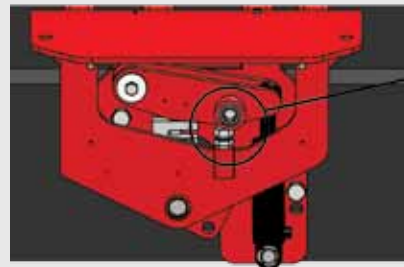
Durable Design

The TradeRoute™ field-proven lifting mechanism is able to accommodate hundreds of lift and lower cycles each day by combining electronic and mechanical design concepts. The patented design contains a limited number of parts, reducing wear and tear in the field.



Overload Protection

While the scale is in the transport mode, the electronic load cells are disengaged. The load of the container is removed—preventing load cell damage. The 920i® electronics center includes two bright LED lights to alert the operator when the scale is in the normal weighing mode.



TradeRoute™ LEGAL-FOR-TRADE ONBOARD WEIGHING SYSTEM

Optional in-cab remote inclinometer and transport alarm



In-cab electronic center

Nav-pad

Convenient navigation pad increases efficiency.

Prompting

Prompts operators through functions.

Graphic icons and messages

Alerts operators of function status.

Softkeys

Multiple user-defined and optional preset functions are available.

Onboard Database

The standard Onboard 920i will store up to 300 records (64K NV RAM) of the configurable database. The configurable database includes:

- Truck ID
- Time and Date
- Sequential Ticket ID
- Operator ID, up to 50 records with 25 characters alphanumeric description
- Customer ID, up to 50 records with 25 characters alphanumeric description
- Product ID, up to 50 records with 25 characters alphanumeric description
- Container ID and Stored Tare Weight, up to 50 records with 25 characters alphanumeric description



Onboard 920i® Features

- Large 4.6" x 3.4" LCD graphical display
- 5 softkeys for quick entry of application specific data
- Numeric keypad
- Zero, units key
- 9-36V power supply

System Selection and Capacity

Determine the capacity of the scale required for your application by considering the weight of your container and total weight to be loaded. Weigh modules are available in single and double assemblies creating 3 point or 4 point weighing systems. Based on the design of a single assembly, installation may require higher capacity.

3 point onboard systems capacities available:

- 15,000 lb (8,000 kg)
- 30,000 lb (15,000 kg)
- 20,000 kg

4 point onboard systems capacities available:

- 20,000 lb (10,000 kg)
- 40,000 lb (20,000 kg)
- 60,000 lb (30,000 kg)

Approvals



Measurement
Canada
Approved

Largest Service and Support Network in the Weighing Industry

Rice Lake Weighing Systems' Industrial Scale Dealers are located in every area of the continent. We can help you find your local scale dealer to provide warranty parts, service, and calibration maintenance and place your scale in service according to local weights and measures regulations.

Your Rice Lake Weighing Systems distributor is:

RICE LAKE
WEIGHING SYSTEMS
To be the best by every measure®

230 W. Coleman St. • Rice Lake, WI 54868 • USA
TEL: 715-234-9171 • FAX: 715-234-6967 • www.ricelake.com

An ISO Registered Company © 2012 Rice Lake Weighing Systems PN 151029 9/12
Specifications subject to change without notice.